



MANUAL – ePayment (Vendor) TENDER DOCUMENT PURCHASE

**Jan 2019
Version 2.0**

1. Click button **Beli Tender Ini** to purchase tender document.

Butiran Tender

FGVPM/2018/11/0001 - Aktiviti Tanaman Semula, Pengumpulan Hasil Ladang dan Pembersihan Ladang

Nombor Tender	FGVPM/2018/11/0001
Nombor Rujukan	950018110011
Deskripsi Tender	Aktiviti Tanaman Semula, Pengumpulan Hasil Ladang dan Pembersihan Ladang
Bidang Utama 1	Pertanian
Sub Bidang 1	Memajukan Kawasan Pertanian Baru / Pembangunan Tanaman Semula Pengeluaran Hasil Pertanian Pembersihan & Penjagaan Ladang
Bidang Utama 2	
Sub Bidang 2	
Tarikh Terbit di Portal	30/11/2018, 5:00 pm
Tarikh Tender Dibuka	30/11/2018, 7:00 pm
Tarikh Tender Ditutup	04/12/2018, 6:00 pm
Lokasi / Ladang	Lurah Bilut
Gred Minima	Gred 1
Gred Maksima	Gred 8
Lawatan Tapak / Taklimat	Ya
Tarikh Lawatan Tapak	03/12/2018, 12:00 am
Lokasi Lawatan Tapak / Taklimat	Kitang Sawit Lurah Bilut
Harga Jualan Naskhah Tender	RM1
Jumlah Deposit	RM2
Tarikh dan Masa Dokumen Tender Mula Dijual	30/11/2018, 6:00 pm
Pegawai Untuk Dihubungi	Anas Bin Azlan
Tender Dipanggil oleh (Syarikat)	Feida Global Ventures Plantations (M) Sdn Bhd
Emel Pegawai Untuk Dihubungi	anas.a@feidaglobal.com
No. Telefon	03-91749506
Lampiran	Mandatory 2018 HR KPIs.pdf Medical Coverage Policy.pdf

Beli Tender Ini

Pautan Pantas

- e-Daftar
- e-Perolehan
- FGV
- Muat Turun
- Imej & Video
- Maklum Balas

2. Please click button **TERUSKAN** to proceed purchase tender document at ePayment system. Click button **BATAL** to cancel the checkout process.

	Pembersihan & Penjagaan Ladang
Bidang Utama 2	
Sub Bidang 2	
Tarikh Terbit di Portal	
Tarikh Tender Dibuka	
Tarikh Tender Ditutup	
Lokasi / Ladang	
Gred Minima	
Gred Maksima	Gred 8
Lawatan Tapak / Taklimat	Ya
Tarikh Lawatan Tapak	03/12/2018, 12:00 am

Perhatian!

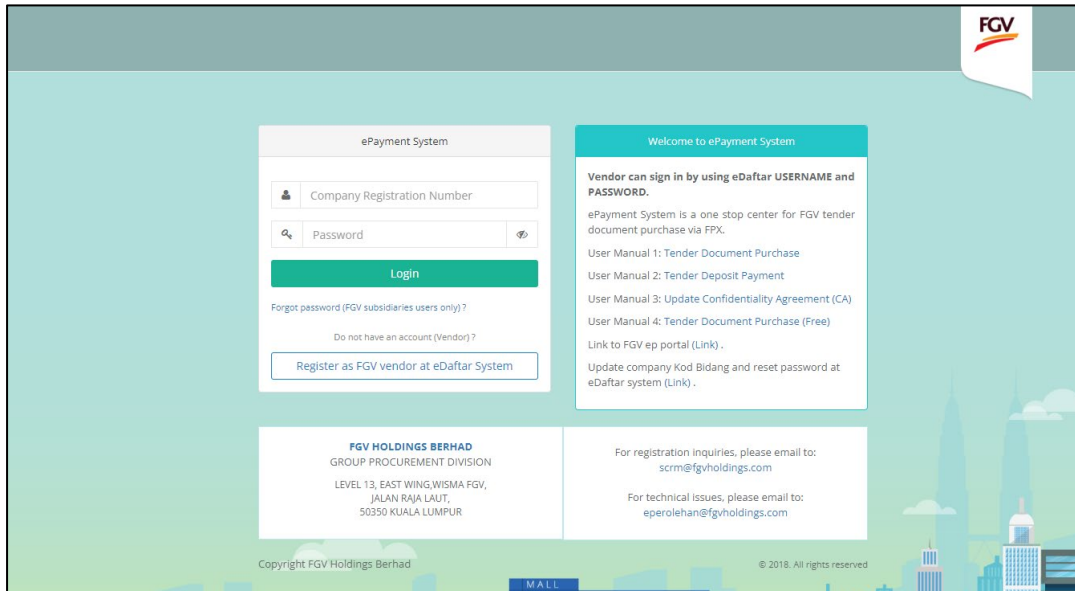
Adakah anda pasti untuk membeli tender ini?

TERUSKAN **BATAL**

Pautan Pantas

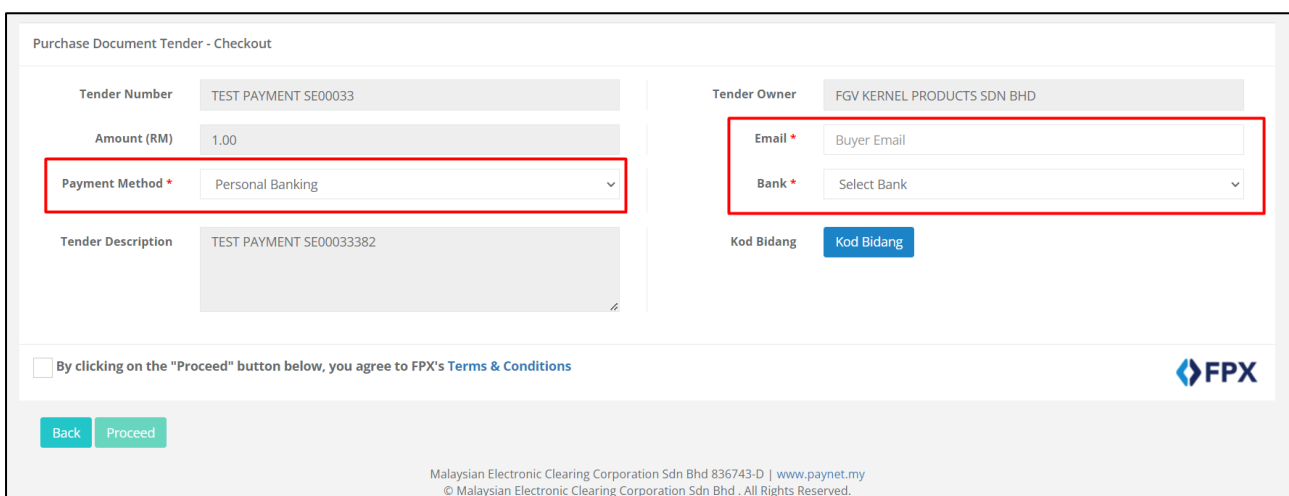
- Imej & Video
- Maklum Balas

3. At ePayment login screen, FGV vendor need to login by using eDaftar username and password before can proceed to purchase tender document. Click button  to proceed.



Alert. Only vendor registered with FGV are allow to access ePayment System

4. At Tender Document payment checkout page, user need to key-in on the following information:
- User email
 - Payment method (Personal Banking/Corporate Banking)
 - Select Bank



Alert. If you have problem to open this page please go to step no. 16

5. Select Payment method (Personal Banking/Corporate Banking)

The screenshot shows a dropdown menu for 'Payment Method *'. The menu is open, showing options: 'Personal Banking', 'Select Payment Method', 'Personal Banking', 'Corporate Banking', and 'Pembersihan Ladang'. The 'Personal Banking' option is highlighted in blue. A red box highlights the dropdown menu area.

6. Select list of bank

The screenshot shows a dropdown menu for 'Bank *'. The menu is open, showing a list of banks: 'Select Bank', 'Select Bank', 'Affin Bank', 'Alliance Bank', 'AmBank', 'Bank Islam', 'Bank Mualamat', 'Bank Rakyat', 'BSN', 'CIMB Clicks', 'Hong Leong Bank', 'HSBC Bank', 'KFH', 'Maybank2E', 'Maybank2U', 'OCBC Bank', 'Public Bank', 'RHB Bank', 'Standard Chartered', and 'UOB Bank'. The 'Select Bank' option is highlighted in blue.

7. Tick checkbox “Agree to FPX’s Terms & Conditions” and click button **Proceed** for payment process.

The screenshot shows the 'Purchase Document Tender - Checkout' form. The form contains the following fields:

- Tender Number: TEST PAYMENT SE00033
- Amount (RM): 1.00
- Payment Method *: Personal Banking
- Tender Description: TEST PAYMENT SE00033382
- Tender Owner: FGV KERNEL PRODUCTS SDN BHD
- Email *: Buyer Email
- Bank *: Select Bank
- Kod Bidang: Kod Bidang

At the bottom of the form, there is a checkbox with the text: "By clicking on the 'Proceed' button below, you agree to FPX's Terms & Conditions". The checkbox is checked. Below the checkbox are two buttons: 'Back' and 'Proceed'. The 'Proceed' button is highlighted with a red box.

FPX logo is visible in the bottom right corner.


Malaysian Electronic Clearing Corporation Sdn Bhd 836743-D | www.paynet.my
© Malaysian Electronic Clearing Corporation Sdn Bhd . All Rights Reserved.

8. On Online Payment via FPX, login to online banking system.

Log in to Maybank2u.com online banking

Note:

- You are in a secured site.



Phrase : work

Username:
aqmnc

Password:

Don't have a Maybank2U account?
[Click here for information on opening an account](#)

9. Select respective account.

From account:

Merchant Name: **FELDA GLOBAL VENTURES HOLDINGS**

Payment Reference: **09592119**

FPX Transaction ID: **1609191701300550**

Amount: **RM3.18**

Fee Amount: **RM0.00**

GST Amount: **RM0.00**

10. Click button **Request for TAC** to complete the payment process.

From account: **151061271261 WSA**

Merchant Name: **FELDA GLOBAL VENTURES HOLDINGS**

Payment Reference: **09592119**

FPX Transaction ID: **1609191701300550**

Amount: **RM3.18**

Fee Amount: **RM0.00**

GST Amount: **RM0.00**

TAC:

Your TAC Request is **successful** (19 Sep 2016 17:02:35).
 Your TAC number will be sent to your registered mobile phone number 016-222XXXX



Alert. TAC number will be send to your registered mobile phone number



11. Once payment successful, click button **Proceed**.

Status: Successful
Reference number: 3529951439
Transaction date: 19 Sep 2016
Transaction time: 17:03:31

Amount: **RM3.18**
Fee Amount: **RM0.00**
GST Amount: **RM0.00**
From account **151061271261 WSA**
Buyer name: **MUHAMMAD QAUDAFFY BIN AZM**
Merchant Name: **FELDA GLOBAL VENTURES HOLDINGS**
Payment Reference: **09592119**
FPX Transaction ID: **1609191701300550**
New account balance: **RM1,318.45**

12. Click button **Return to FPX**

You have logged out

Thank you for banking online with Maybank2u.com.

Note:
As an added security measure, please [clear your cache](#) after each session.

[Return to FPX](#)



13. Once payment process completed. System will redirect to ePayment FPX Detail Transaction. Click button [Print Tax Invoice](#) to view and save tax invoice.

The screenshot shows the 'FPX Detail Transaction' page in the ePayment system. The page has a header with 'ePayment', 'Document Tender', and 'Deposit' tabs, and a user profile 'A 12345' with a 'Logout' link. The main content area displays transaction details in two columns:

Status	00 - Approved	FPX Transaction ID	1811302316070966
Date & Time	30-11-2018 23:15:44	Order Number	2
Order Exchange Number	20181130231538	Total Payment	RM 2.00
Bank Name	MAYBANK2U		

At the bottom of the form, there are two buttons: 'Close' and 'Print Tax Invoice'.

14. Sample Tax Invoice

The screenshot shows the 'Sample Tax Invoice' page in the ePayment system. The page has a header with 'ePayment', 'Document Tender', and 'Deposit' tabs, and a user profile 'A 12345' with a 'Logout' link. At the top left, there are 'Save PDF' and 'Cancel' buttons. The main content area displays the tax invoice details:

Tax Invoice


Company Name: Sample Company Sdn Bhd

Street Address: [Blank]
City, St Zip Code: [Blank]
Telephone: [Blank]

Invoice No: EP95001800002
Date: 30-11-2018

Description	Quantity	Rate (RM)	Amount (RM)
FGVPM/2018/11/0001 - Aktiviti Tanaman Semula, Pengumpulan Hasil Ladang dan Pembersihan Ladang	1	2.00	2.00
		SST @ 0%	0.00
		TOTAL	2.00

FGV Plantations (Malaysia) Sdn Bhd
Level 17W, Wisma FGV, Jalan Raja Laut
T +03-2789 0803 | F +



15. User can view document tender purchase records at menu **Home > Document Tender**.



Information

Flag	Description
<p>Payment Deposit</p>	<p>I. Payment</p> <ul style="list-style-type: none"> • Payment Success <p>II. Deposit</p> <ul style="list-style-type: none"> • Deposit Payment Pending

16. Login ePayment > Home/Dashboard : Click checkout button



17. At document tender list click button Pay

The screenshot shows a web browser window with the URL 'epayment.fgvh.my/tender'. The page title is 'Document Tender List'. Below the title, there are search and filter options. The main content is a table with the following columns: No., Reference No., Title, Tender Description, Tender Owner, Open Date, Expired Date, Amount, Payment, Deposit, and Action. The first row of the table is highlighted in yellow and contains the following data: No. 1, Reference No. EP93101900021, Title 'FGV/105/2019 - Invitation to Conduct Detailed Engineering (The Front-End Engineering Design [FEED]) Services for Construction and Integration of 200 MTD Multi Feedstock Plant into Existing PI', Tender Description 'Perkhidmatan "Front-End Engineering Design [FEED] Services" untuk Membina dan Mengintegrasikan "200 MTD Multi Feedstock Plant" pada kilang sedia ada di FGV Biotechnologies Sdn Bhd Kuantan, Pahang. Vendor-vendor yang berkemampuan dan mempunyai kepakaran di dalam bidang yang berkaitan adalah dipelawa untuk menyertai tender yang akan dijalankan. Hanya vendor yang telah mengemukakan dokumen "Confidentiality Agreement (CA)" sahaja yang dibenarkan menyertai tender ini.', Tender Owner 'FGV Holdings Berhad', Open Date '07-07-2019 15:00:00', Expired Date '23-07-2019 12:00:00', Amount '100.00', Payment 'P', Deposit 'P', and Action 'Pay Document Tender'. The 'Pay Document Tender' button is highlighted with a red box. Below the table, there are 'Previous', '1', and 'Next' navigation buttons.

No.	Reference No.	Title	Tender Description	Tender Owner	Open Date	Expired Date	Amount	Payment	Deposit	Action
1	EP93101900021	FGV/105/2019 - Invitation to Conduct Detailed Engineering (The Front-End Engineering Design [FEED]) Services for Construction and Integration of 200 MTD Multi Feedstock Plant into Existing PI	Perkhidmatan "Front-End Engineering Design [FEED] Services" untuk Membina dan Mengintegrasikan "200 MTD Multi Feedstock Plant" pada kilang sedia ada di FGV Biotechnologies Sdn Bhd Kuantan, Pahang. Vendor-vendor yang berkemampuan dan mempunyai kepakaran di dalam bidang yang berkaitan adalah dipelawa untuk menyertai tender yang akan dijalankan. Hanya vendor yang telah mengemukakan dokumen "Confidentiality Agreement (CA)" sahaja yang dibenarkan menyertai tender ini.	FGV Holdings Berhad	07-07-2019 15:00:00	23-07-2019 12:00:00	100.00	P	P	Pay Document Tender

18. Resume as steps 4

-END-